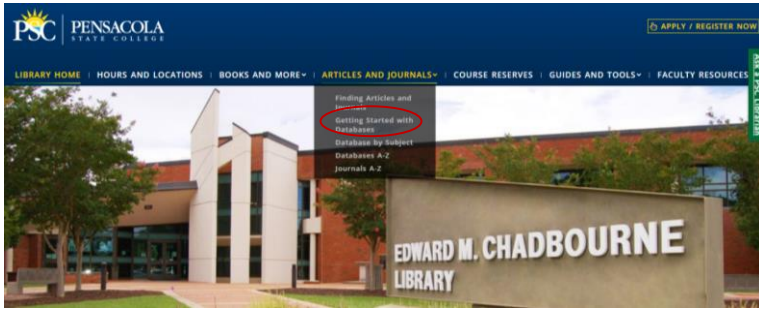


Go to the PSC Library homepage at <http://pensacolastate.edu/edu>



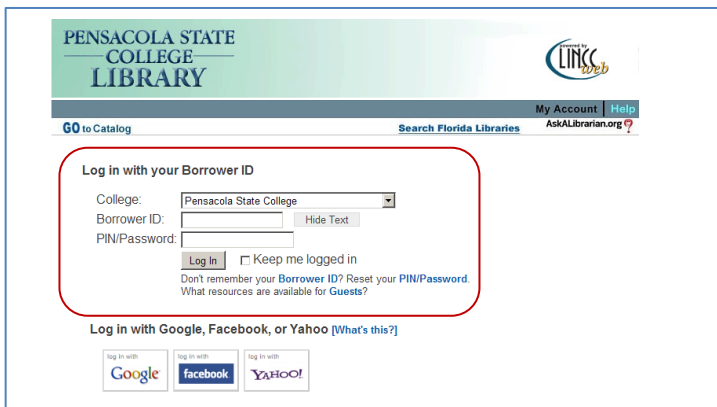
Click on the **Articles and Journals** tab, then on **Getting Started with Databases**. For more databases, click on the *A-Z list of Databases* or *Databases by Subject*.

Getting Started with Databases

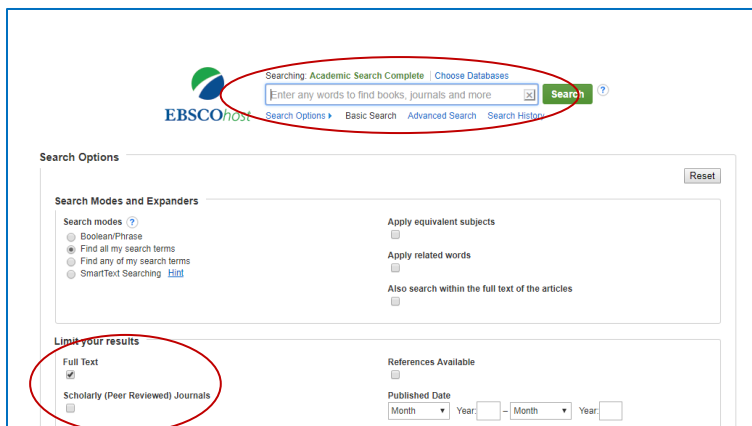
The following databases, arranged in subject order, will help you to get started with your research.

- ✚ **MULTIDISCIPLINARY/GENERAL PURPOSE DATABASES FOR ALL RESEARCH PROJECTS** [more info](#)
- ✚ ARGUMENTATIVE ESSAY/CONTROVERSIAL ISSUES [more info](#)
- ✚ BIOGRAPHY [more info](#)
- ✚ BUSINESS [more info](#)
- ✚ EDUCATION [more info](#)
- ✚ HEALTH AND MEDICINE [more info](#)
- ✚ HISTORY [more info](#)
- ✚ LITERATURE [more info](#) ←
- ✚ NEWS [more info](#)
- ✚ PSYCHOLOGY [more info](#)

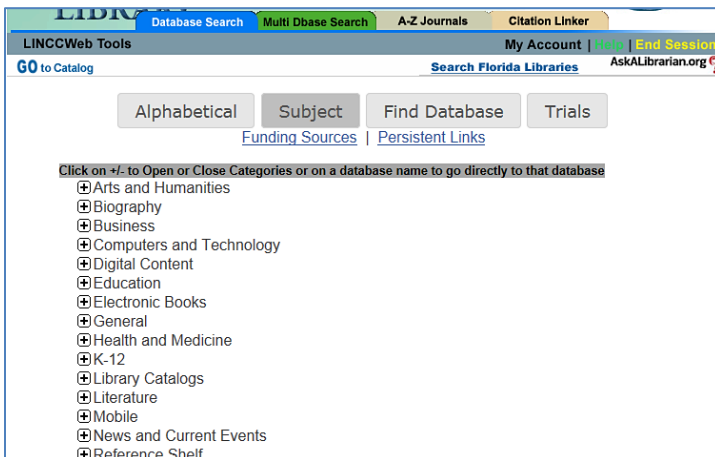
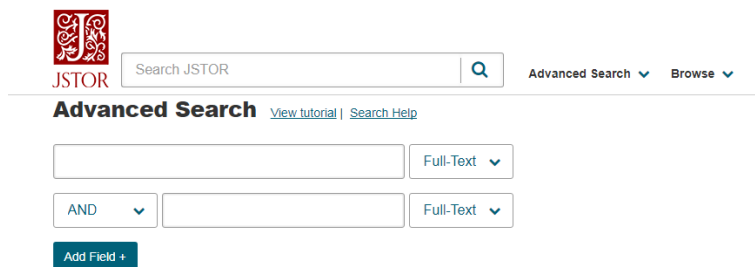

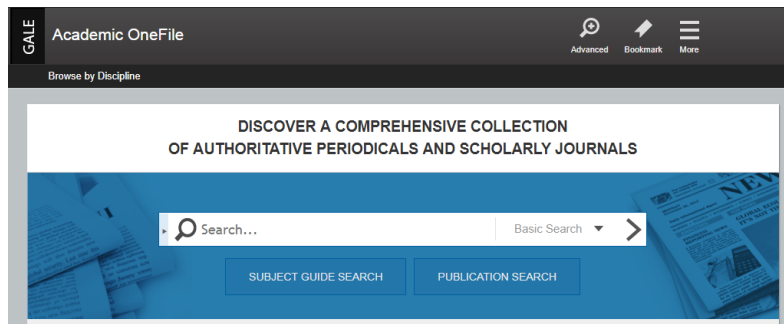
Getting Started with Databases presents a selected list of databases, arranged by *Subject*. Click on the *Database Name*. For most classes, we recommend the database, *Academic Search Complete* found under **Multidisciplinary / General Purpose Databases**.



Login Information: To log in, use the drop down menu to select Pensacola State College. Your **Borrower ID** is the **14 digit barcode number** from the **Pensacola State ID card**. The **PIN** is the last 4 digits of your Social Security number. The 14 digit barcode number is also available to you in SpyGlass. You may also use login through the PSC Library link in Canvas!



A second browser window will open with the database search screen. Enter search terms into the search box. **Watch for check boxes for Full Text and Scholarly (Peer Reviewed) articles.** All databases do not look the same.



*Different databases provide different search options. Enter **keywords**, not entire statements. Use quotes around words to create a phrase.*

For more databases, click on the **Databases by Subject** link on the Databases tab (on the homepage).

Click a subject to view the list of article databases under that subject, then select the database. Note that some databases only provide citations and abstracts, not the text of articles.

For assistance, please call the Edward M. Chadbourne Library Reference Desk at 484-2006, or, email libraryreference@pensacolastate.edu

Fall/Spring Hours, Pensacola Campus Library only: Mon.-Thurs. 7:30 AM – 8:30 PM, Fri. 7:30-4:00, Closed Saturday, Sunday 1:00-5:00.