



**MyCareerShines**

## Career Assessment Guide

### Pensacola State College Advising Services:

Advising & Career Services  
Bldg. 5, Rm. 508  
Pensacola Campus  
1000 College Blvd.  
Pensacola, Florida 32504-8998  
(850) 484-1630  
[www.pensacolastate.edu/advising](http://www.pensacolastate.edu/advising)

Student Services (Warrington)  
Bldg. 3600  
Warrington Campus  
5555 West Hwy 98  
Pensacola, Florida 32507-1097  
(850) 484-2200  
[www.pensacolastate.edu](http://www.pensacolastate.edu)

Student Services (Milton)  
Bldg. 4200, Rm. 4210  
Milton Campus  
5988 Hwy 90  
Milton, Florida 32583-1798  
(850) 484-4410  
[www.pensacolastate.edu](http://www.pensacolastate.edu)

Student Services (South Santa Rosa)  
Bldg. 51, Rm. 5102-B  
South Santa Rosa Campus  
5705 Gulf Breeze Pkwy  
Gulf Breeze, Florida 32563-9334  
(850) 471-4630  
[www.pensacolastate.edu](http://www.pensacolastate.edu)

Century Center (Century)  
Main Building, Rm. 7721-B  
Century Center  
440 East Hecker Rd.  
Century, Florida 32535-2819  
(850) 471-4622  
[www.pensacolastate.edu](http://www.pensacolastate.edu)

## Journey™ College Student Registration Instructions

Student Name:

1. Open a new browser and type: [floridashines.org](http://floridashines.org)
2. On the *FloridaShines* homepage cursor over the briefcase icon and select **Plan Your Future**.
3. Under **Get Started Today!** identify your user type (College Student).
4. Select **Register or Log in** (located at bottom of page).
5. On the next page Select **I need to create an account** and follow the prompts.

### Registration: STEP 1

- Select current grade level
- Select expected graduation year
- Type in the first few letters of the name of the college or university (e.g. Pen)

### STEP 2

- Enter first name and last name
- Enter zip code
- Enter birthdate
- Enter gender
- Enter email (student or school choice)

### STEP 3

- Create desired username
- Create desired password, then confirm password
- Select secret question, answer secret question
- Write down your username and password (keep in a secure location)

Username:

Password:

### STEP 4

- Check **Are you Hispanic?** You may choose **I prefer not to answer**
- Check **What is your race?** You may choose **I prefer not to answer**
- Check **I have read and agree to the terms and conditions**
- Click on **Sign Me Up**
- Wait for further instructions and information about the three assessments!

Customer Support:

Kuder Client Engagement (technical support)  
[clientengagement@kuder.com](mailto:clientengagement@kuder.com) 877-999-6227


## Journey™ College Student Assessment Instructions

**Assessment** is the key to determining your academic and career goals.

❑ **Kuder Journey™** provides **three** helpful **assessment tools** to its users.


1. Follow the instructions below to complete each assessment:

### INTEREST ASSESSMENT

- ❑ From the **Home** screen locate the **Kuder Career Interests Assessment®** tool: 
- ❑ Click Begin in the lower right-hand corner
- ❑ Indicate the highest level of education you intend to complete
- ❑ Answer all the assessment questions; give honest responses based solely on how much you like or dislike the selected task(s)




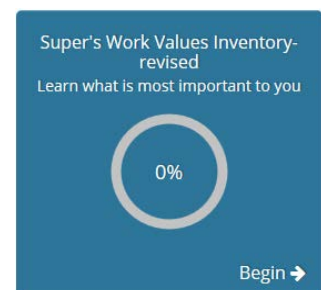
### SKILLS ASSESSMENT

- ❑ From the **Home** screen locate the **Kuder Skills Confidence Assessment®** tool: 
- ❑ Click Begin in the lower right-hand corner
- ❑ Answer all the assessment questions; give honest responses based on how confident you feel in your abilities to complete the indicated task(s)



### VALUES ASSESSMENT

- ❑ From the **Home** screen locate the **Super's Work Values Inventory-revised** tool: 
- ❑ Click Begin in the lower right-hand corner
- ❑ Answer all the assessment questions; rank each value statement according to your own personal beliefs and values

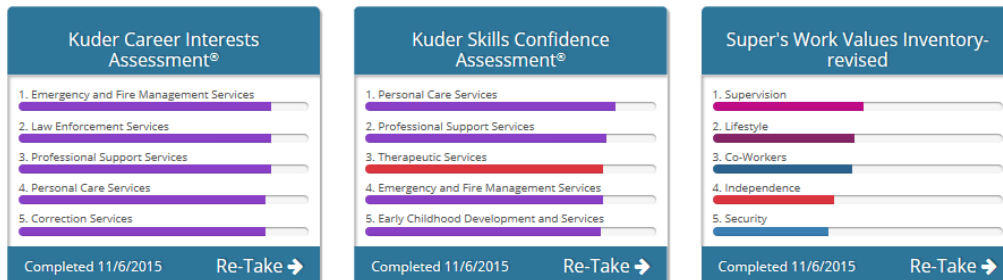


2. Once all of the assessments are complete it is time to research potential careers and degrees.

❑ See next page for further information regarding available research tools

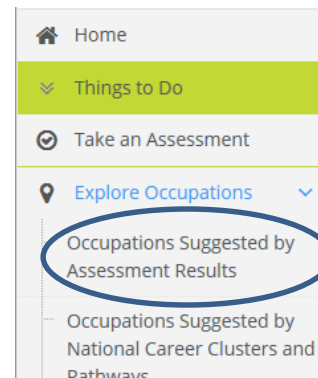
## Journey™ College Student Assessment results and Research Instructions

- Upon completion of the three assessment tools your **home** screen should look similar to the image below:



- 3. Locate the menu on the left side of the page and click on **Explore Occupations**

- 4. Within **Explore Occupations** is a link Titled **Occupations Suggested by Assessment Results**



- The next page will list occupations and career options based on results from the three career assessments

- 5. Now is your time to research occupations. Each job listed has detailed information available; simply click on the job title to view more information related to that specific job or career field

Filter Options

Show 10 entries Bright Outlook Green Economy

Occupation	Interests	Skills	Values	
★ Claims Examiners, Property and Casualty Insurance	✓	✓	✓	ⓘ
★ Compensation, Benefits, and Job Analysis Specialists	✓	✓	✓	ⓘ
★ Compliance Managers <span style="color: green;">🌱</span> <span style="color: orange;">⚙️</span>	✓	✓	✓	ⓘ
★ Environmental Engineering Technicians <span style="color: green;">🌱</span>	✓	✓	✓	ⓘ
★ Food Scientists and Technologists	✓	✓	✓	ⓘ
★ Geological Sample Test Technicians <span style="color: green;">🌱</span>	✓	✓	✓	ⓘ
★ Human Resources Specialists	✓	✓	✓	ⓘ
★ Medical and Clinical Laboratory Technologists	✓	✓	✓	ⓘ
★ Occupational Health and Safety Specialists <span style="color: green;">🌱</span>	✓	✓	✓	ⓘ
★ Probation Officers and Correctional Treatment Specialists	✓	✓	✓	ⓘ

Showing 1 - 10 - 237 entries

Previous 1 2 3 4 5 ... 24 Next

- 6. It is strongly recommended that you contact one of Pensacola State College's advising Centers to schedule an appointment with an Academic/Career Advisor. During your meeting you will discuss what programs of study are designed to help you achieve your career goals. (see cover page for Pensacola State College Advising Center contact information)